

# PT18-12

12Volt 18Ah

## Specifications

**Nominal Voltage(V)** 12V

### Nominal Capacity

20 hour rate	(0.25A to 10.50V)	18Ah
10 hour rate	(0.475A to 10.50V)	16.51Ah
5 hour rate	(0.85A to 10.20V)	15.25Ah
1 C	(5A to 9.60V)	13.09Ah
3 C	(15A to 9.60V)	15.7Ah

**Weight** Approx. 5kg(11.02Lbs.)

**Internal Resistance (at 1KHz)** Approx. 14mΩ

### Maximum Discharge Current for

**5 seconds:** 75A

### Charging Methods at 25°C (77°F)

#### Cycle use:

Charging Voltage 14.4 to 15.0V

Coefficient -5.0mV/°C/cell

Maximum Charging Current : 5.4A

#### Standby use:

Float Charging Voltage 13.5 to 13.8V

Coefficient -3.0mV/°C/cell

### Operating Temperature Range

Charge -15°C (5°F) to 40°C (104°F)

Discharge -15°C (5°F) to 50°C (122°F)

Storage -15°C (5°F) to 40°C (104°F)

### Charge Retention (shelf life) at 20°C (68°F)

1 month 92%

3 month 90%

6 month 80%

### Case Material

ABS UL94 HB

Option: Flammability resistance of (UL94 V-0)

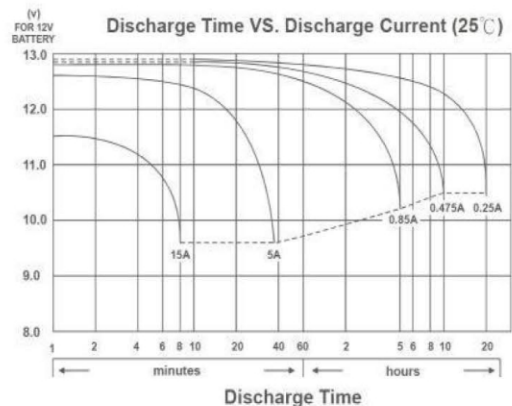
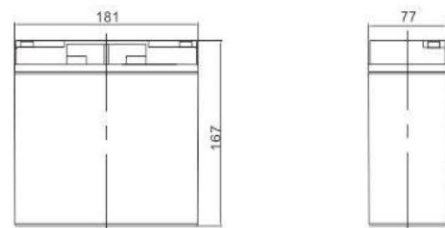
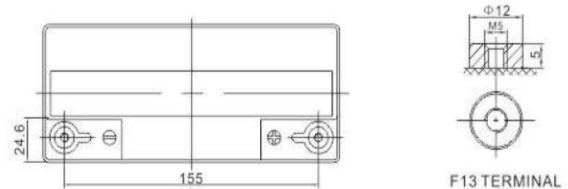
### Terminal

F1 or F2 (Faston Tab 187 or 250)

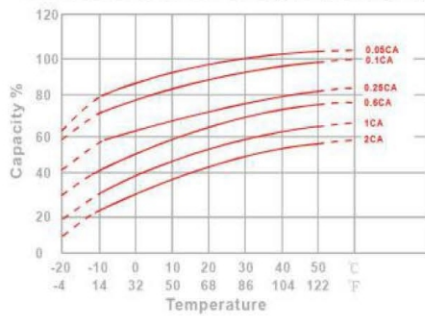


## Dimensions

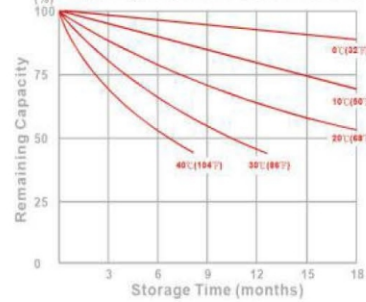
mm(inch)



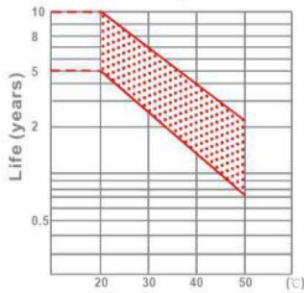
Effect of Temperature on Capacity 25°C (77°F)



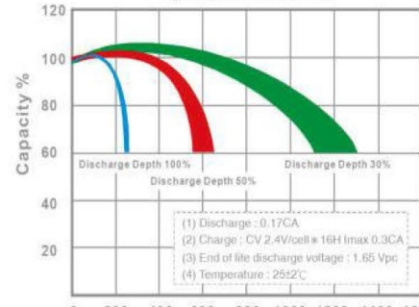
Capacity Retention Characteristic



Trickle (or float) Service Life



Cycle Service Life



Constant Current Discharge Characteristics : A (25°C)

F.V/Time	5MIN	10MIN	15MIN	30MIN	1HR	2HR	3HR	4HR	5HR	8HR	10HR	20HR
1.60V	69.22	45.61	33.99	19.67	11.40	6.73	4.89	3.89	3.29	2.20	1.79	0.93
1.65V	66.72	44.25	33.10	19.24	11.19	6.63	4.83	3.85	3.25	2.17	1.77	0.92
1.70V	63.47	42.47	31.93	18.67	10.91	6.50	4.74	3.78	3.20	2.14	1.75	0.91
1.75V	59.29	40.16	30.41	17.92	10.54	6.32	4.62	3.70	3.13	2.11	1.72	0.90
1.80V	54.02	37.22	28.45	16.95	10.06	6.10	4.47	3.58	3.04	2.05	1.68	0.88
1.85V	47.54	33.53	25.97	15.72	9.44	5.80	4.27	3.44	2.93	1.98	1.63	0.86

Constant Power Discharge Characteristics : WPC (25°C)

F.V/Time	5MIN	10MIN	15MIN	30MIN	1HR	2HR	3HR	4HR	5HR	8HR	10HR	20HR
1.60V	119.2	78.70	60.32	36.27	21.64	12.94	9.48	7.59	6.43	4.35	3.57	1.86
1.65V	117.9	78.37	59.97	36.00	21.46	12.84	9.41	7.53	6.39	4.32	3.54	1.85
1.70V	113.4	76.06	58.36	35.13	21.00	12.63	9.27	7.42	6.30	4.27	3.50	1.83
1.75V	107.8	73.22	56.38	34.07	20.39	12.35	9.08	7.28	6.19	4.20	3.44	1.81
1.80V	99.97	69.03	53.49	32.55	19.56	11.97	8.82	7.09	6.04	4.11	3.37	1.77
1.85V	89.54	63.30	49.53	30.48	18.48	11.45	8.47	6.82	5.83	3.98	3.27	1.73

(Note) The above characteristics data are average values obtained within three charge/discharge cycle not the minimum values.